

# 2010 CATALOG



FLATWATER



**RiOT**<sup>®</sup>  
kayaks

DRIVEN BY PASSION



## DRIVEN BY PASSION

Riot was created by paddlers, for paddlers, and is the culmination of 13 years of passion for kayaking. This year more than ever, this passion for what we do has been a very important pillar for our company.

With the financial crisis hitting the global economy, it's been a challenging year for the kayak industry, like many other industries, and for us as well.

Like the biggest kayak expedition imaginable, filled with daunting obstacles, it's the power of passion and focus on the destination that leads you through the challenges. Well, that's what we did.

I really struggle to find the words to reflect how proud I am to be surrounded by employees, reps, retailers and athletes with such professionalism, dedication and passion, and with such love for the sport.

This confirmed my opinion that this industry is unique, filled with inspiring people, driven by passion and core values that make them see way beyond appearances.

It's because of all these people that we are able to continue to offer you high quality products that provide you with the best possible experience on the water. At Riot, we build our kayaks with the highest grade of plastic available in America, we design and assemble our boats with the most complete equipment spec so you can truly enjoy paddling and have fun with the very best outfitted kayak. Riot kayaks continues to offer you the comfort, performance, control and stability that you are looking for.

Thanks for your support, and let the fun continue!

Sincerely,

Jeff Rivest  
President - Riot Kayaks

---

### Contact Info:

#### Riot Kayaks


3600 1<sup>ère</sup> rue, suite 20  
St-Hubert, QC, J3Y 8Y5  
Canada

#### Customer service

450-812-3613  
Fax: 450-766-1747  
service@riotkayaks.com

Come visit us at: [www.riotkayaks.com](http://www.riotkayaks.com)

*share, then recycle me!*



This catalog has been printed on  
50% recycled paper of which 25% is post-consumer.



## THE ELEMENTS TOUR: NATURE PROPELLED

Riot paddler Seth Warren is on a mission, and for him that means a lot of time on the road. “There’s no better way to bring about change than to get out there and set an example,” he says, which is why he created the KAVU Elements Tour. Under the tagline “Energy Propelled by Nature,” the mission of the Elements Tour was to teach people, especially young people, about current viable sources of renewable energy (solar, hydro, wind, geothermal, biomass) and how to live more sustainable lifestyles.

The year-long Elements Tour started in August 2008 and followed the complete life cycle of water – from oceans to clouds to mountains and rivers and back to the ocean – while visiting schools and giving presentations with help from pro athletes and artists who traveled with the tour. Seth traveled around in “Baby,” his veggie oil/solar/wind-powered truck, and inspired kids (and anyone else within earshot) to think about where their power comes from, and to view nature as a source of sustainable energy as well as a wonderland. “Through nature-propelled outdoor sports like kayaking, surfing, skiing, and hang gliding you connect with the planet’s hidden energy,” says Seth. “I feel that the natural elements found in these sports contain the answers to many of the world’s energy problems. My goal is to get as many people in touch with that as I can.” Way to spread the good word, Seth!

[www.naturepropelled.com](http://www.naturepropelled.com)

## TABLE OF CONTENTS

FLATWATER	RECAP	PAGE
Touring	15.5 to 18ft / Long and slim kayaks for maximum performance and storage capacity	p. 5-6
Day Touring LV	10.5 to 15ft / Moderately long and wide boats for stability and convenience of transportation	p. 7-10
Recreational	9.5 to 10.5ft / Short and wide boats for maximum stability and ease of handling	p. 11
Sit On Top	9 to 12ft / Short and wide, open boats for comfortable paddling under the sun	p. 12-13
Tandem	16.5ft / Convenient and robust tandem kayak for day tripping or expeditions	p. 14
Fishing	10.5 to 12ft / Stable and roomy boats specifically equipped for fishing	p. 15
Touring Accessories	All you need to make your paddling experience safe and enjoyable	p. 16-18

WHITEWATER	RECAP	PAGE
Playboating	Short and flat kayaks that highlight your finesse on waves and holes	p. 3-4
River Running	Medium-long boat to run down rivers with momentum and buoyancy	p. 5-6
Creeking	Long, rounded and roomy boats to run bigger waters and huck drops	p. 7
Surf Kayaking	Flat and sleek boats tailored for salt water action	p. 9-10
Whitewater Accessories	All you need to hit that moving water in safety and style	p. 11-12

# CONSTRUCTION

## CROSS-MAX



Using the best grade of rotomolding polyethylene, our Cross-Max process combines by-design reinforcement to the natural mechanical qualities of HDPE to provide the right equation of stiffness, weight, durability and quality of finish.

## RECYCLED CROSS-MAX



Our recycled plastic wholly processed in-house allows you to bring together your passion for paddling and your efforts to shrink down your ecological footprint as a consumer.

## SKEG

Our spring-loaded polycarbonate skag is attached to our kayaks by an injection axis support that has the double-purpose of guiding the skag and making the fastening completely watertight. The ratchet slider allows you to choose from 10 positions so you can fine-tune the skag's exposed area for better control.



## BIOFUSION



State-of-the-art, epoxy vacuum-bagging process that balances the resin/fiber ratio to perfection, providing light, stiff and strong kayaks with an unequaled quality of finish. So good in fact, that some delegations used kayaks made from the exact same process during the 2008 olympics.

## CROSS-LIGHT



A vacuum-forming technology that created the best cross-over of rotomolding and composite advantages, the Cross-light uses sheets of ABS capped with a cosmetic coat of acrylic to produce rugged and stiff kayaks, light in weight and with a durable, glossy finish.

## PILOT RUDDER

Made from glass-reinforced plastic, the Pilot rudder is light and strong with a profiled blade. Of course we retained the low-windage openwork design, the vibration-dampening rubberized V-block and the oval pulleys that made our Pilot rudder system well known for its smoothness of action.



# HATCH COVERS

## DECKPLATE (4" AND 10")

Our deck plate designs provide access without the use of tools. They are molded with the highest ABS standards using top quality UV stabilizers and antioxidants. The 4-inch is made with a single start, non-jamming, extra strong, self-cleaning buttress thread. The 10-inch features 2 locking handles which make opening and closing easy.



## DUAL DENSITY

A snap to remove and to put back on, the dual density hatch cover provides a sleek and sure way to seal your kayak's compartments. It is permanently attached to the kayak through a bungee cord, and is made of soft rubber molded around a stiff central insert so water pressure can't flex it in. Note: all specified hatch dimensions are those of the true opening.



# SEATING

## CONTOUR FIT

Our molded-in seating system welcomes you with a cushy, compression-molded seat pad and our proven conforming touring backrest, both covered with the best U-V treated, abrasion-resistant fabric. Set the backrest at the perfect height for you and then one cam buckle conveniently located in front of the seat will allow you to find your preferred back angle: simply pull on the strap and the backrest wraps around your back for more support. Or press the cam buckle tab for a more laid back approach to an afternoon on the lake.



## ADVANCED CONTOUR FIT

All the comfort we just talked about, coating our LCG (Low Center of Gravity) thermoformed seat base. The back angle adjustment is made through our whitewater-proven ratchet system for more convenience and precision of setting. Fully adjustable touring hip pads complete the package so you're taken care of on all sides.



## HIGH-PERFORMANCE CONTOUR FIT

Think of our Advanced Contour Fit, but enhanced with our low-profile whitewater backrest. The High-Performance Contour Fit maximizes your torso's range of motion to ease rolling and more advanced maneuvers, without trading off on comfort.



## SIT-ON-TOP SEAT

With four attachment points, mounted on independently adjustable straps, our comfortable sit-on-top high back and seat combo lets you customize your position to perfection in just a minute, and stays put whatever the conditions.



## IMPULSE THIGHBRACE

Made of a light and stiff thermoformed polyethylene shell, the Impulse thighbrace system will make you appreciate the full range of possibilities our kayaks have to offer. Rounded inside to ease entry and exit and padded with comfy, non-slip minicell sheet for maximum comfort and control.



## SUREGRIP THIGHBRACE

The result of an ergonomic study based on efficient paddling body posture and the latest anthropometric data, the Suregrip is our most advanced thighbrace design. Its pronounced hook shape is combined to a rounded inner edge to facilitate entry and exit, while providing an unequalled efficiency through its non-slip neoprene outer layer, covering the whole knee area.





# TOURING

5 TOURING



Photographer: Oana Achim Hibiscuss Sport

## AURA 18

A classic, standing on its own, the Aura has set the bar high both in terms of performance and construction for British sea kayaks. Its length, moderate rocker and semi-hard chine make for a blinding fast and versatile hull that's home anywhere, be it flatwater or the toughest conditions the sea can bring you. And you will leave with a smile on your face either way.

Length	Width	Depth	Weight	Cockpit Dims	Front Hatch	Rear Hatch	Day Hatch	Front Hatch vol.	Rear Hatch vol.	Max displ.
18" 549 cm	20.5" 52 cm	12" 31 cm	49 lbs 22 kg	32" x 18" 81 x 46 cm	16" x 8.75" 41 x 22 cm	16" x 8.75" 41 x 22 cm	7.4" dia. 19 cm dia.	17 US gal 64 L	22 US gal 83 L	325 lbs 148 kg

## FEATURES:

- ✓ Composite seat base with floating backband
- ✓ Integrated thighbraces
- ✓ Quick-lock footbraces
- ✓ Retractable Skeg
- ✓ 1 Front and 2 Rear bulkheads (3 compartments)
- ✓ Dual density hatch covers + day hatch cover
- ✓ Reflective lifeline
- ✓ Fore deck shock cord storage
- ✓ Touring handles



Photographer: Paul Villecourt



Photographer: Oana Achim Hibiscuss Sport

## BRITTANY 16.5

Our proven, award-winning British-style sea kayak, the Brittany's reputation speaks for itself: fast and agile, yet accessible to paddlers of all skills, its stability instantly makes you feel at ease while its moderate width makes it possible for expert paddlers to express all the subtlety that is possible to bring in fine sea kayak handling. Plenty of deck storage, a compass recess, lifelines and safety straps complete the package, with all due respect to the tradition of elegance the Brittany belongs to.

Length	Width	Depth	Weight	Cockpit Dims	Front Hatch	Rear Hatch	Day Hatch	Front Hatch vol.	Rear Hatch vol.	Max displ.
16'6" 503 cm	21.75" 55 cm	12.75" 30 cm	51 lbs 23 kg	31.5" x 18.75" 80 x 48 cm	15.75" x 8.13" 40 x 21 cm	15.75" x 8.13" 40 x 21 cm	5.5" dia. 14 cm dia.	18 US gal 69 L	28 US gal 106 L	350 lbs 159 kg

**Cross-Max**  
CONSTRUCTION



## FEATURES:

- ✓ High-Performance Contour Fit outfitting
- ✓ Suregrip thighbraces
- ✓ Quick-lock footbraces
- ✓ Retractable Skeg
- ✓ 1 Front and 2 Rear bulkheads (3 compartments)
- ✓ Dual density hatch covers + day hatch cover
- ✓ Reflective lifeline
- ✓ Fore deck shock cord storage
- ✓ Paddle hook
- ✓ Security bar
- ✓ Safety straps
- ✓ Touring handles

NOTE: Also available with rudder: then it comes with adjustable sliding footbraces.

# DAY TOURING LV



Photographer: Oana Achim Hibiscuss Sport

## EDGE 10.5

Low on the water, the stable and agile Edge 10.5 literally feels like a shrunk-down sea kayak thanks to its progressive chine and a generous, yet sleek outline. The integrated keel makes its hull stiff and the skeg lets it focus on destination, while the front deck rigging and rear watertight compartment take care of your belongings.

Length	Width	Depth	Weight	Cockpit Dims	Front Hatch	Rear Hatch	Day Hatch	Front Hatch vol.	Rear Hatch vol.	Max displ.
10'6" 320 cm	27" 69 cm	12.5" 32 cm	42 lbs 19 kg	36.5" x 19.5" 93 x 50 cm	---	15.75" x 8.13" 41 x 21 cm	---	---	16 US gal 61 L	275 lbs 125 kg



Cross-Max  
CONSTRUCTION

Cross-Light  
CONSTRUCTION

Bio-Fusion  
CONSTRUCTION

## FEATURES:

- ✓ Contour Fit outfitting
- ✓ Integrated thighbraces
- ✓ Quick-lock adjustable footbraces
- ✓ Retractable Skeg
- ✓ Rear bulkhead
- ✓ Dual-density hatch cover
- ✓ Fore deck shock cord storage
- ✓ Paddle hook
- ✓ Security bar
- ✓ Flush mount rod holder
- ✓ Drainplug
- ✓ Front flotation bag

## EDGE 12.5

With an eye-pleasing low deck profile so you don't feel lost inside, and a package of features that would make any sea kayak blush with envy, the Edge 12.5 brings together harmony of shape and relevancy of features. Its hull offers a nice blend of primary and secondary stability, so you'll be comfortable immediately, in a boat that will grow with you.

Length	Width	Depth	Weight	Cockpit Dims	Front Hatch	Rear Hatch	Day Hatch	Front Hatch vol.	Rear Hatch vol.	Max displ.
12'6" 381 cm	25" 64 cm	12" 31 cm	44 lbs 20 kg	36.5" x 19.5" 94 x 50 cm	15.75" x 8.13" 40 x 21 cm	15.75" x 8.13" 40 x 21 cm	---	12 US gal 47 L	20 US gal 76 L	300 lbs 136 kg



Cross-Max  
CONSTRUCTION

Cross-Light  
CONSTRUCTION

Bio-Fusion  
CONSTRUCTION

## FEATURES:

- ✓ Contour Fit outfitting
- ✓ Integrated thighbraces
- ✓ Quick-lock adjustable footbraces
- ✓ Retractable Skeg
- ✓ Front and Rear bulkheads
- ✓ Dual-density hatch covers
- ✓ Reflective lifeline
- ✓ Fore deck shock cord storage
- ✓ Paddle hook
- ✓ Security bar
- ✓ Flush mount rod holder
- ✓ Drainplug

## EDGE 14.5

With its slender bow and slim deck profile, the rudder-equipped Edge 14.5 is where elegance and efficiency cross paths: it has just the right amount of chine and keel to make it track well, yet has a swift and versatile character. And to top it all off, it has most of the features serious sea kayakers call their own, minus the snobbishness.

Length	Width	Depth	Weight	Cockpit Dims	Front Hatch	Rear Hatch	Day Hatch	Front Hatch vol.	Rear Hatch vol.	Max displ.
14'6" 442 cm	22.5" 57 cm	12" 31 cm	47 lbs 21 kg	36.5" x 19.5" 95 x 50 cm	15.75" x 8.13" 40 x 21 cm	15.75" x 8.13" 40 x 21 cm	---	14.6 US gal 55 L	24 US gal 91 L	325 lbs 147 kg




## FEATURES:

- √ Contour Fit outfitting
- √ Integrated thighbraces
- √ Adjustable sliding footbraces
- √ Pilot rudder system
- √ Front and Rear bulkheads
- √ Dual-density hatch covers
- √ Reflective lifeline
- √ Fore deck shock cord storage
- √ Paddle hook
- √ Security bar
- √ Flush mount rod holder
- √ Drainplug



Photographer: Hugues Morin



Photographer: Glenn Mattsing

## ENDURO 12

Wide and stable, the Enduro 12 is all about safety and cargo capacity. Its gently grooved hull and integrated skeg have well-blended durability and tracking, while the structured deck, large cockpit with thighbraces and front and rear watertight compartments allow you to use it in a wide range of adventures, from simply cruising around to carrying all your gear to tackle that elusive bass you saw on the other side of the bay.

Length	Width	Depth	Weight	Cockpit Dims	Front Hatch	Rear Hatch	Day Hatch	Front Hatch vol.	Rear Hatch vol.	Max displ.
12' 366 cm	28" 71 cm	13" 33 cm	44 lbs 20 kg	38" x 20" 97 x 51 cm	15.75" x 8.13" 40 x 21 cm	15.75" x 8.13" 40 x 21 cm	---	15 US gal 57 L	22 US gal 83 L	350 lbs 159 kg



Cross-Max  
CONSTRUCTION

## FEATURES:

- ✓ Contour Fit outfitting
- ✓ Impulse thighbraces
- ✓ Quick-lock adjustable footbraces
- ✓ Retractable Skeg
- ✓ Front and Rear bulkheads
- ✓ Dual-density hatch covers
- ✓ Fore deck shock cord storage
- ✓ Paddle hook
- ✓ Security bar
- ✓ Flush mount rod holder
- ✓ Drainplug

## ENDURO 13

A bit of front deck rigging, a rod holder and two watertight hatches were just what it took to complete this racy kayak's list of offerings. Amongst other items are speed, amazing secondary stability and tracking, thanks to a streamline, grooved hull that brings this fairly short kayak to life so it can stand its ground with much longer units.

Length	Width	Depth	Weight	Cockpit Dims	Front Hatch	Rear Hatch	Day Hatch	Front Hatch vol.	Rear Hatch vol.	Max displ.
13' 396 cm	26" 66 cm	12.5" 32 cm	45 lbs 20.5 kg	38" x 20" 97 x 51 cm	15.75" x 8.13" 40 x 21 cm	15.75" x 8.13" 40 x 21 cm	---	13 US gal 49 L	18.5 US gal 70 L	300 lbs 136 kg



Cross-Max  
CONSTRUCTION

## FEATURES:

- ✓ Contour Fit outfitting
- ✓ Impulse thighbraces
- ✓ Quick-lock adjustable footbraces
- ✓ Retractable Skeg
- ✓ Front and Rear bulkheads
- ✓ Dual-density hatch covers
- ✓ Fore deck shock cord storage
- ✓ Paddle hook
- ✓ Security bar
- ✓ Flush mount rod holder
- ✓ Drainplug

## ENDURO 14

Close your eyes and you will think you are handling the finest of sea kayaks. Open them and you will find yourself surrounded with just the soundest features to properly enjoy a day on the water: watertight compartments, front deck rigging, paddle hook, rudder and a unique, racy style that will make you vow you'll never close your eyes again on the Enduro 14.

Length	Width	Depth	Weight	Cockpit Dims	Front Hatch	Rear Hatch	Day Hatch	Front Hatch vol.	Rear Hatch vol.	Max displ.
14' 427 cm	24" 61 cm	12.5" 32 cm	46 lbs 21 kg	38" x 20" 97 x 51 cm	15.75" x 8.13" 40 x 21 cm	15.75" x 8.13" 40 x 21 cm	---	14 US gal 54 L	19 US gal 73 L	325 lbs 148 kg



Cross-Max  
CONSTRUCTION

## FEATURES:

- ✓ Contour Fit outfitting
- ✓ Impulse thighbraces
- ✓ Adjustable sliding footbraces
- ✓ Pilot rudder system
- ✓ Front and Rear bulkheads
- ✓ Dual-density hatch covers
- ✓ Fore deck shock cord storage
- ✓ Paddle hook
- ✓ Security bar
- ✓ Flush mount rod holder
- ✓ Drainplug



# RECREATIONAL



Photographer: Paul Villecourt

## QUEST 9.5

With its wide and stable double-arch hull design and roomy cockpit, the Quest 9.5 is the boat of choice for an exciting afternoon on the lake! The hull grooves are responsible for its tracking qualities and the great durability the Quest series is known for, while its short length keeps it maneuverable and makes it easy to load onto a vehicle.

Length	Width	Depth	Weight	Cockpit Dims	Front Hatch	Rear Hatch	Day Hatch	Front Hatch volume
9'6" 290 cm	28" 71 cm	14.5" 37 cm	41 lbs 18.6 kg	40" x 21" 102 x 56 cm	15.75" x 8.13" 40 x 21 cm	---	---	335 lbs 152 kg

### FEATURES:

- ✓ Contour Fit outfitting
- ✓ Quick-lock adjustable footbraces
- ✓ Rear bulkhead
- ✓ Dual-density hatch cover
- ✓ Fore deck shock cord storage
- ✓ Drainplug



## QUEST 10

With its famous Greenland bow and arched multi-chine hull, the Quest makes paddling effortless and exciting. A wide outline combined with a fine waterline make it stable yet give it a lively feel. It will allow you to safely lean on edge and style high and low-brace turns, while its roomy cockpit will let you stretch and enjoy the sun if you simply don't feel like pushing it!

Length	Width	Depth	Weight	Cockpit Dims	Front Hatch	Rear Hatch	Day Hatch	Front Hatch volume
10" 305 cm	28" 71 cm	13" 33 cm	42 lbs 19 kg	40" x 21" 102 x 53 cm	---	10" dia. 25 cm dia.	---	350 lbs 159 kg

### FEATURES:

- ✓ Contour Fit outfitting
- ✓ Quick-lock adjustable footbraces
- ✓ Rear bulkhead
- ✓ 10" sealed deckplate
- ✓ Fore deck shock cord storage
- ✓ Drainplug



# SIT ON TOP



Photographer: PhotosbyDes.com

## ESCAPE 9

Stackable and easy to lock up through the molded-in front handle, the Escape 9 is the boat of choice for the chalet or to complement your rental fleet. Its arched hull design with drain holes make it a convenient, durable and agile kayak, fast for its length and is a blast to take in the surf too!

Length	Width	Depth	Weight	Cockpit Dims	Front Hatch	Rear Hatch	Day Hatch	Front Hatch vol.	Rear Hatch vol.	Max displ.
9' 274 cm	29" 74 cm	---	37 lbs 17 kg	---	---	---	5" dia. 13 cm dia.	---	---	250 lbs 113 kg

### FEATURES:

- ✓ Sit-on-top high back outfitting
- ✓ Molded-in footrests
- ✓ 5" Day hatch
- ✓ Rear deck shock cord storage
- ✓ Drainplug
- ✓ Cup holder
- ✓ Three rubber handles & one molded-in anti-theft handle.
- ✓ Scupper plugs included





Photographer: PhotosbyDes.com



Photographer: PhotosbyDes.com

## ESCAPADE 10.5

A polyvalent, stable and capable platform from which to explore both the surface and what's beneath, the Escapade 10 allows you to carry a lot without getting wet. With all the necessary equipment to secure your gear onboard and lifelines so you can get in the water and get back in easily, it's the perfect base for your aquatic expeditions!

Length	Width	Depth	Weight	Cockpit Dims	Front Hatch	Rear Hatch	Day Hatch	Front Hatch vol.	Rear Hatch vol.	Max displ.
10' 4" 315 cm	31" 80 cm	---	51 lbs 23 kg	---	---	---	---	---	---	265 lbs 120 kg



### FEATURES:

- √ Molded-in medium-high back rest
- √ Molded-in footrests
- √ Two screw-in deck plates
- √ Lifeline
- √ Stern gear strap
- √ Accessory D-rings
- √ Drainplug
- √ Bow and stern carry handles + lateral molded grab loops

## ESCAPADE DUO 12

Question: What do you prefer: a casual paddle under the sun with your better half, snorkeling along the reef, having a good laugh playing in the surf or simply enjoying a quiet, solo paddle at sunset? Tough choice, isn't it? Not anymore! The Escapade Duo 12 will allow you to answer "All of the above" with its stable and agile hull and duo/solo seating configuration, you'll be able to do it all, and even more!

Length	Width	Depth	Weight	Cockpit Dims	Front Hatch	Rear Hatch	Day Hatch	Front Hatch vol.	Rear Hatch vol.	Max displ.
12'2" 370 cm	34" 88 cm	---	66 lbs 30 kg	---	---	---	---	---	---	484 lbs 220 kg



### FEATURES:

- √ 3 Molded-in seats
- √ Molded-in footrests
- √ Lateral paddle holders
- √ Bow, central and stern gear straps
- √ Accessory D-rings
- √ Drainplug
- √ Bow and stern carry handles + lateral molded grab loops

# TANDEM



Photographer: Steve Fisher

## POLARITY 16.5

The fastest rotomolded tandem and amongst the shortest and easiest to handle, the Polarity has this distinctive catamaran hull that makes it quick, stable and durable all at once. Plenty of room for storage in the front and rear compartments, a full lifeline and lots of deck rigging complement this fun boat with a touch of safety and convenience.

Length	Width	Depth	Weight	Cockpit Dims	Front Hatch	Rear Hatch	Day Hatch	Front Hatch vol.	Rear Hatch vol.	Max displ.
16' 6" 503 cm	26" 66 cm	14" 36 cm	74 lbs 33.6 kg	32" x 19" 81 x 48 cm	15.5" x 9.5" 39 x 24 cm	21.75" x 12.75" 55 x 32 cm	---	14 US gal 53 L	24 US gal 91 L	550 lbs 250 kg

## FEATURES:

- ✓ Advanced Contour Fit outfitting
- ✓ Impulse thighbraces
- ✓ Quick-lock footbraces (front) + Adjustable sliding footbraces (rear)
- ✓ Pilot rudder system
- ✓ Front and Rear bulkheads
- ✓ Thermolite hatch covers
- ✓ Reflective lifeline
- ✓ Fore and mid-deck shock cord storage



Photographer: Steve Fisher



# FISHING



Photographer: Hendri Coetzee

## EDGE 10.5 ANGLER

Stable and easy to handle, the Trophy 10.5 will take you fishing where no other boat can. With two flush-mount rod holders behind to carry rod and landing net, plus an adjustable rod stand in front, you have all that's needed for a successful campaign of hide-and-seek with your favourite fish comfortably seated in our high-back fishing outfit.

Length	Width	Depth	Weight	Cockpit Dims	Front Hatch	Rear Hatch	Day Hatch	Front Hatch vol.	Rear Hatch vol.	Max displ.
10'6" 320 cm	27" 69 cm	12.5" 32 cm	42 lbs 19 kg	36.5" x 19.5" 93 x 50 cm	---	15.75" x 8.13" 41 x 21 cm	---	---	16 US gal 61 L	275 lbs 125 kg



## FEATURES:

- ✓ High-Back Contour Fit outfitting
- ✓ Integrated thighbraces
- ✓ Quick-lock adjustable footbraces
- ✓ Retractable Skeg
- ✓ Rear bulkhead
- ✓ Dual-density hatch cover
- ✓ Fore deck shock cord storage
- ✓ Paddle hook
- ✓ Security bar
- ✓ 2 flush mount rod holder (rear)
- ✓ 1 adjustable rod holder (front)
- ✓ Anchor cleat
- ✓ Baitbox station
- ✓ Drainplug
- ✓ Front flotation bag

## ENDURO 12 ANGLER

You asked for more storage capacity, floatation and sealed bulkheads. We picked your wish-list and outlined our fishing trip dream-machine. That gave birth to a true work horse, with two sealed compartments, so you can bring both your fishing and camping gear and set yourself for the most exciting fishing campaign of your life: you'll silently access remote coves and otherwise unreachable eddies, while being completely autonomous and free to move anywhere, or to simply hold on to your position, as long as needed...

Length	Width	Depth	Weight	Cockpit Dims	Front Hatch	Rear Hatch	Day Hatch	Front Hatch vol.	Rear Hatch vol.	Max displ.
12' 366 cm	28" 71 cm	13" 33 cm	44 lbs 20 kg	38" x 20" 97 x 51 cm	15.75" x 8.13" 40 x 21 cm	15.75" x 8.13" 40 x 21 cm	---	15 US gal 57 L	22 US gal 83 L	350 lbs 159 kg



## FEATURES:

- ✓ Contour Fit outfitting
- ✓ Impulse thighbraces
- ✓ Quick-lock adjustable footbraces
- ✓ Retractable Skeg
- ✓ Front and Rear bulkheads
- ✓ Dual-density hatch covers
- ✓ Fore deck shock cord storage
- ✓ Paddle hook
- ✓ Security bar
- ✓ 2 flush mount rod holder (rear)
- ✓ 1 adjustable rod holder (front)
- ✓ Anchor cleat
- ✓ Baitbox station
- ✓ Drainplug

# TOURING ACCESSORIES



Photographer: Paul Villecourt



## SKIRT STANDARD

3mm tough faced neoprene with latex reinforcing on top. Blind stitched and latex sealed seam construction throughout. Seamless, shockcord style deck section.

√ Waist Sizes: S/M. L/XL

√ Deck Sizes: Large & XL



## COCKPIT COVER

Tough PVC nylon. Double-sewn construction. Tighten with cockpit shockcord.

√ Deck Sizes: Large & XL



## SKIRT NYLON WITH SHOULDER STRAP

Tough PVC nylon. Double sewn and fully tapered seam construction. Adjustable cockpit shockcord style deck. Elastic drawcord waist and single webbing shoulder strap.

√ Waist Sizes: One size fits all

√ Deck Sizes: Large & XL



## INFLATABLE PADDLE FLOAT

Rolls up into a small package and features a well retaining mesh blade pocket and efficient, one-way mouth valve.



## INFLATABLE BOW FLOAT

Lightweight front flotation bag made of durable nylon, designed for recreational or touring kayaks.



## SKIRT TOURING (NEO-NYLON)

3mm tough faced neoprene skirt with tough PVC nylon waist tube. With elastic drawcord and two adjustable shoulder straps.

√ Waist Sizes: one size adjustable

√ Deck Sizes: Large



## PADDLE LEASH

A 12"-long spiraled bungee cord that expands to 5' at full extension. With velcro loop to secure paddle, and snap-hook at the other end, to clip on eyestraps or any ring-type attachment point.

**NOTE:** For deck sizes: Large fits Edge, Tour Lite, Evasion, Liberty, Brittany, Polarity, Ultima. XL fits all other kayaks.



Photographer: Jakob Kaefer



### J-BAR FOR CARTOP RACK

With their rugged steel construction and quick assembly method, the J-Bars simplify your life when it comes time to load/unload your kayak on your car. They will also protect your boat's hull against warping. Vinyl sleeves prevent steel bar from scratching the kayak hull while reducing slippage. Sold in pairs.



### ROOFRACK STRAPS

Two tough 9-inch webbing straps. Nonslip steel cam buckles with tarp pads to protect your car and kayaks!

√ Lengths: 9'10"/3m; 16'5"/5m



### V-BAR FOR CARTOP RACK

Proven V-Style carrier includes 2 load straps with buckle protector. Sleek and strong silver part-steel tube construction with foam padding.



### KAYAK STRAPS WITH BUGGY

Inflatable all-terrain wheels easy to put on/take off. Folds up to fit in most kayak hatches. 2 straps with buckle protector included. Comes in 2 sizes: touring or canoe/large rec. Kit comes with nylon storage bags.



### SEA KAYAK STRAPS KIT

Two bumper V-Straps for bow and stern with a tri-glide buckle at each loose end of the webbing to avoid flapping during travel. Kit comes with mesh storage bag.



### FOAM BLOCK + STRAP KIT

Choice of three shapes to fit every car type. Includes two 3"x3"x14" minicell foam blocks and two nylon straps 9-inches with buckle protector. Kit comes with mesh storage bag.



### SOT KAYAK BUGGY

SOT style buggy made of 2 easily adjustable posts that fit in drain holes. No need to use straps with this version. Folds easily for transportation. Kit comes with nylon storage bag.



## DISTANCE

Tough polymer fiberglass reinforced blades partnered with an aluminum 2-piece shaft make the Distance touring paddle an excellent combination of strength and price. 30° left, 0°, or 30° right blade offset adjustment.

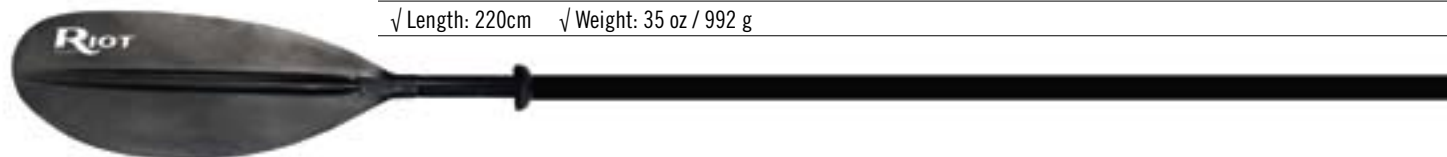
√ Length: 220cm    √ Weight: 40 oz / 1130 g



## MARATHON

Reinforced carbon blades make the Marathon stiff and durable. Featuring a wound fiberglass shaft with ovalized control hand. 30° left, 0°, or 30° right blade offset adjustment.

√ Length: 220cm    √ Weight: 35 oz / 992 g



## CREST FIBER

Elegant foam-cored translucent fiberglass blades with a 2-piece fiberglass-wound shaft. Three angle positions: 30° right and left hand, and neutral.

√ Length: 220cm    √ Weight: 32oz / 920g



## CREST CARBON

Full-carbon, clear-coated high-tech looking touring blades, with 2-piece carbon-wound shaft with three angle positions: 30° right and left hand, and neutral.

√ Length: 220cm    √ Weight: 30oz / 860g



## WING 2 PCS

Show your olympian side with this 2-piece full-carbon wing paddle! Lightweight and tough construction with three angle positions: 30° right and left hand, and neutral.

√ Length: 220cm    √ Weight: 30oz / 840g

